

〈平成28年6月20日発表〉

西鉄シティホテル × NTTタウンページ 国内初「国内外のお客さま向け防災ブック」作成 西鉄グランドホテル・ソラリア西鉄ホテル宿泊者様へ配布

株式会社西鉄シティホテル（福岡市中央区、代表取締役社長：金子新）が運営する西鉄グランドホテルおよびソラリア西鉄ホテルでは、平成28年6月24日（金）～28日（火）の期間に開催される「第99回ライオンズクラブ国際大会」に合わせ、「国内外のお客さま向け防災ブック」を作成し両ホテルの宿泊者様へ配布を開始いたします。

当ハンドブックは、全国で防災に関する媒体を発行するNTTタウンページ株式会社と共同で作成いたしました。ホテル運営事業者としてNTTタウンページと共同で防災ブックを作成するのは国内初です。従来のホテル内における災害時対応強化はもとより、ホテルの外で被災された際にもお客さまが安全に避難できるよう、周辺避難場所や公衆電話の位置など必要な情報を盛り込んだ一冊に仕上げています。

また、ホテル周辺の観光・お役立ち情報も多く掲載しており、通常時はガイドブックとして、災害時は防災ブックとしてご利用いただけます。サイズは持ち歩きに便利なハンディサイズ（A5）となっています。

初版は、英語版2万部を発行したのち、日本語版2万部を7月に発行いたします。その後ニーズの高い韓国語や中国語にも対応を拡大していく予定です。西鉄ホテルグループでは、国内および海外のお客さまに安心してお過ごしいただけるよう、今後もさらなるサービスの向上に努めてまいります。

■ 「国内外のお客さま向け防災ブック」の概要

【媒体概要】

サイズA5 フルカラー32P

【掲載内容】

防災ブック13P

- ・ホテル滞在時の防災心得
- ・各ホテル非常口のご案内
- ・ホテル周辺の避難場所、公衆電話・AED設置場所
- ・天神、博多の避難場所、公衆電話・AED設置場所

観光ブック19P

- ・各種観光情報

【発行部数・配布時期】

英語版 2万部 平成28年6月24日（金）ご宿泊のお客さまより順次配布



日本語版 2万部 平成28年7月末予定

【配布ホテル】

- ・西鉄グランドホテル（福岡市中央区大名2丁目6-60）
- ・ソラリア西鉄ホテル（福岡市中央区天神2丁目2-43）

【防災ブックイメージ】

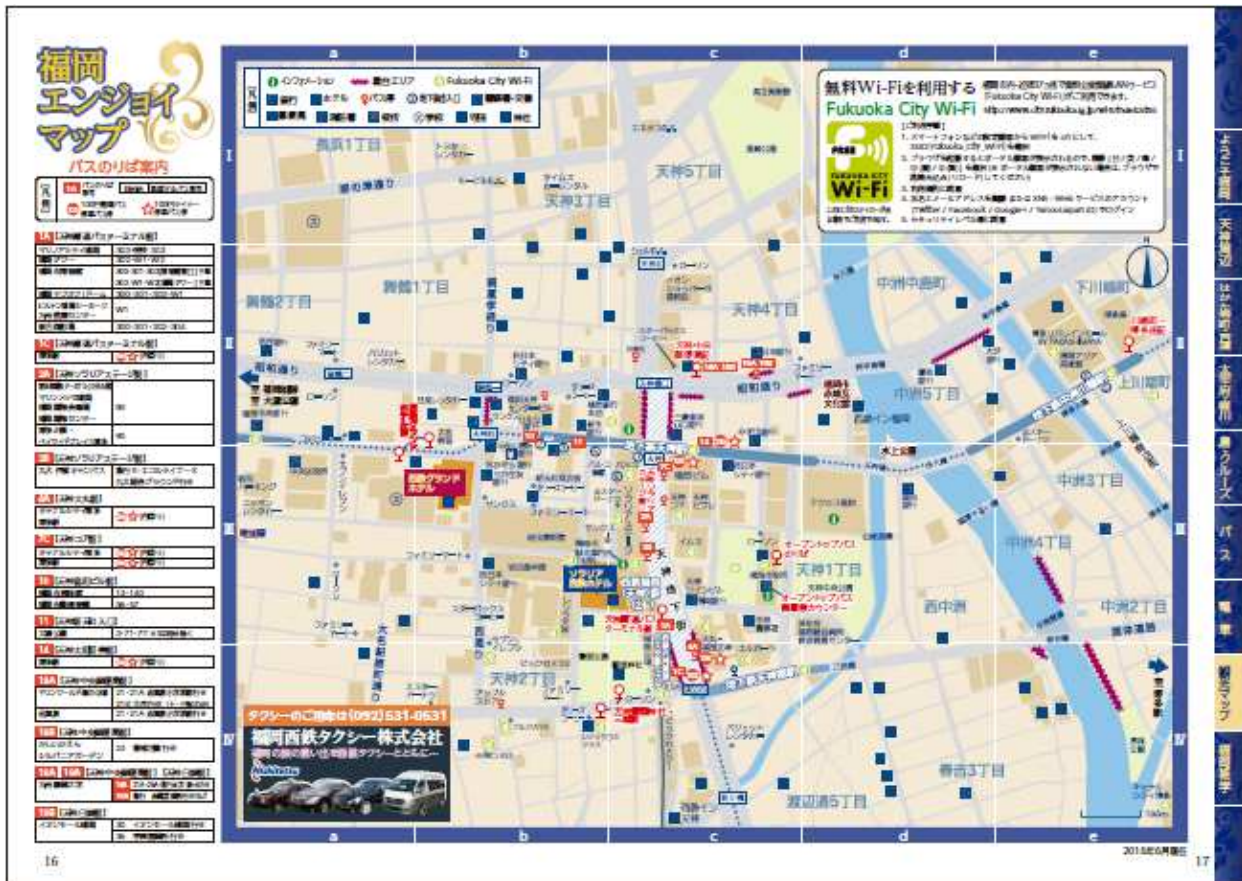
- ・日本語版



・ホテル周辺避難場所、公衆電話・AED設置場所



・福岡エンジョイマップ (バス停、銀行、観光案内所)



Nishitetsu City Hotel
Disaster prevention
Guide book

Copyright © 2016 NISHITETSU CITY HOTEL. All Rights Reserved.

Issue: Nishitetsu City Hotel Co., Ltd.
Supervision: NTT TownPage Co., Ltd.

NISHITETSU GRAND HOTEL SOLARIA HOTEL Presents
Fukuoka GUIDEBOOK
FREE Have a nice day!

NISHITETSU CITY HOTEL

- "Tenjin": Enjoyable Commercial Area
- "Hakata Teramachi": Historic Area
- "Momochi": Urban Waterfront and Beach Area
- "Dazaifu": Historical Heritage and Kyushu National Museum
- "Yanagawa": Quaint Town with Canal Boating

Hakata Bay Cruise
Open Top Bus
Contents
Use Free Wi-Fi
100 yen Loop Bus
Train Map
Tourism Map

When evacuating

- Close the doors when exiting the room in order to prevent the spread of fire and smoke.
- Wet towel etc. to cover your nose and mouth.
- Stay low to the ground and keep along the walls while proceeding in the opposite direction of the smoke to the nearest emergency exit.
- Do not use the elevators.

What to do when severe shaking comes suddenly without warning?
—Points to note in chronological order from the time when an earthquake happens—

An earthquake happens

- Ensure your own safety, hide under a table or at the bedside.
- Calm down ● Protect yourself! ● Secure escape routes

The severe shaking has subsided. General measures after the earthquake happened!

- Check that there is no wall separation, floor or ceiling objects, and that the room is not in disorder
- Check whether or not the power is failure in the room or hotel, and turn on provided flashlight during the power outage.
- Immediately turn on the TV and radio and try to obtain more information with mobile phone or computer.
- Pay attention to the hotel announcement for evacuation instructions or information.
- Exchange information with other guests stay on the same floor for future actions.
- Help each other out and support/assist those with injuries.
- Check the things to take when evacuating from your room. Could you pack all of them into the travel bags and carry out with you?
- Take extreme care not to be misled by false rumors or conflicting information.
- Do not use the mobile phone other than necessary. Prioritize emergency communication and confirmation for your own and others' safety.
- Use the Disaster Emergency Message Dial to check on your family's situation.

Disaster Emergency Message Dial 171

During a disaster, you can record/register a verbal message by the phone number of a landline telephone, mobile phone, or PHS phone. The service may not available for some telephones. Please confirm with your service provider for more information.

When evacuating from the guest rooms

- Be sure to keep lighting equipments such as a flashlight with you.
- Follow hotel's instructions and remain calm. Please keep the voice down too.
- Act in cooperative manner with other guests.
- Do not use the elevators. (Almost all the elevators will stop in a seismic intensity of 4 or equivalent). The elevators will not be available until the electricity is restored and the elevators are inspected.)

When evacuating from the hotel building

- Be careful of falling glass, sticks, and other hazards in the hotel entrance and lobby.
- Pay close attention to avoid injury from subsequent aftershocks.
- Be careful of hazards such as falling signs or glass, falling tiles from the walls or debris while in the street.
- Do not evacuate by car. There is a significant risk of traffic congestion.
- Be careful of collapsing brick walls and falling vending machines.

Disaster Do's and Don'ts

- Follow the rules, and be thoughtful to injuries during the disasters.
- Do not over exert yourself. Be patient and assist one another when needed.

Earthquake Disaster Prevention Advisor Nobumasa Kawabata

Requests for your safety
from Nishitetsu Grand Hotel and Solaria Nishitetsu Hotel

- 1 Hotel broadcast will be transmitted in case of emergency.
- 2 Please follow hotel broadcast or staff's instructions.
- 3 Please act calm.

Nishitetsu Grand Hotel's building has reinforced according to the construction law. Solaria Nishitetsu Hotel's building has built according to the construction law.

Emergency contact

Police	110
Fire, rescue and ambulance	119

If you are ill or injured
Fukuoka Prefecture Medical Information Guide
Fukuoka Medical Information Network

Depending on your language and symptoms, you may search the listings for the nearest medical facility in which you can receive treatment in your preferred language.

Fukuoka medical info

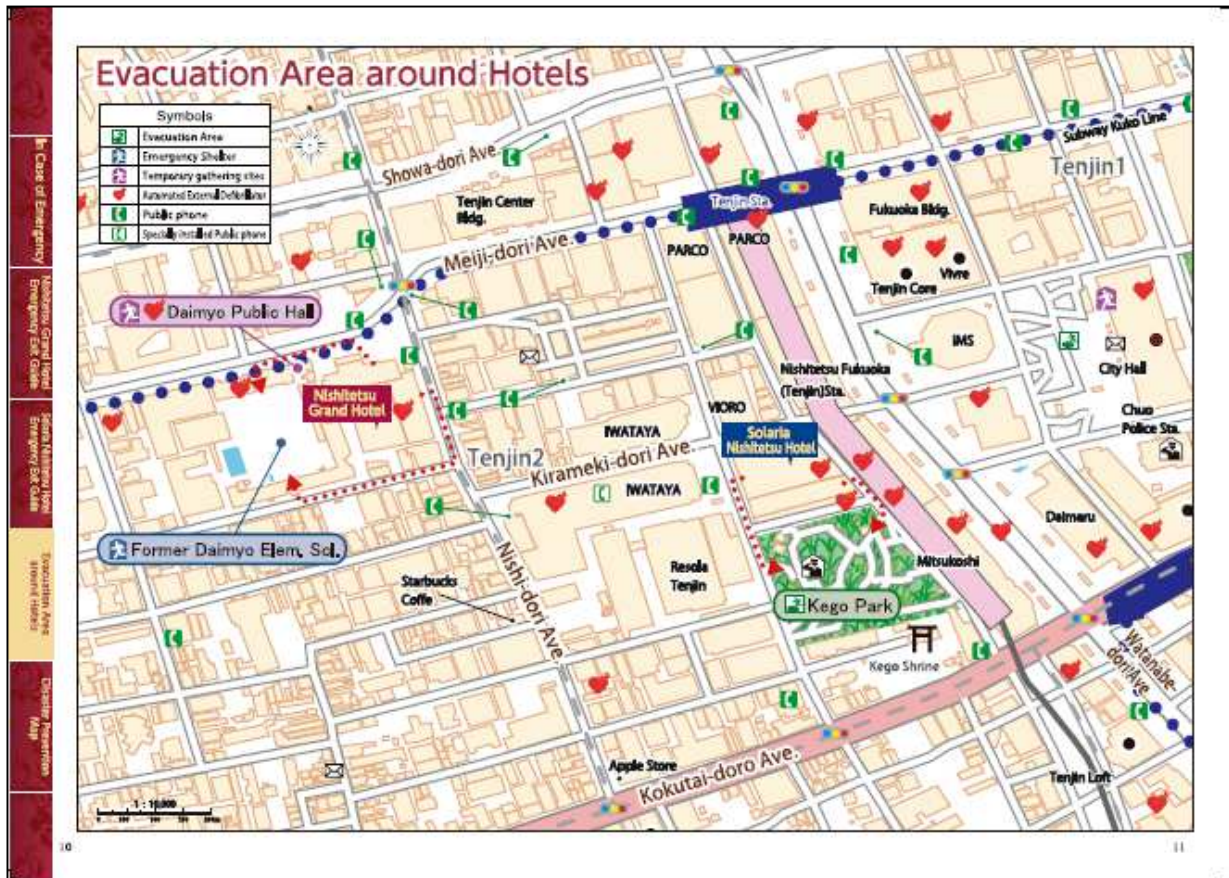
Nishitetsu Grand Hotel
24-68 Daimeyo, Chujo-ku, Fukuoka,
JAPAN 810-8587
tel:092-771-7171(+81 92 771 7171)

Solaria Nishitetsu Hotel
3-4-13, Tenjin, Chujo-ku, Fukuoka,
JAPAN 810-0001
tel:092-752-5555(+81 92 752 5555)

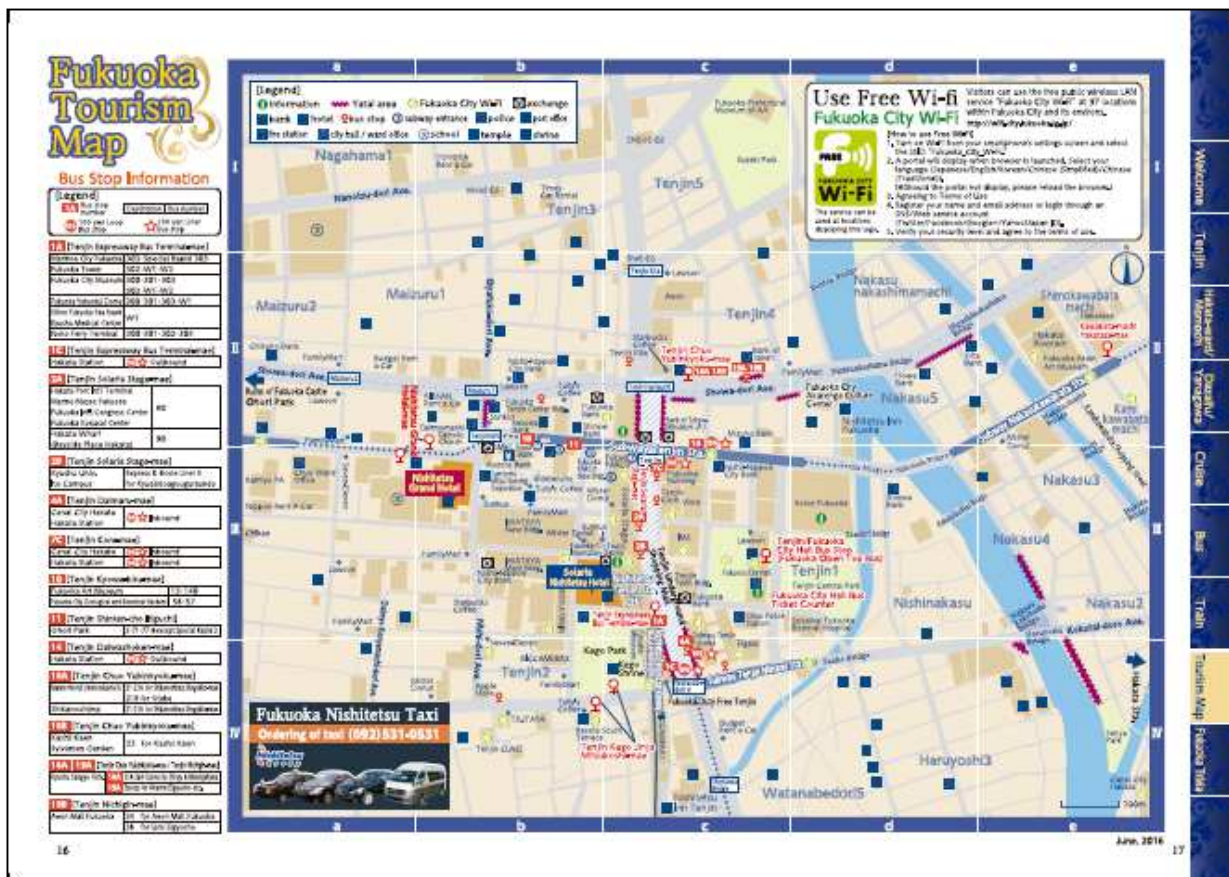
Reception ex. 4 Reception ex. 2

Nishitetsu Grand Hotel and Solaria Nishitetsu Hotel are covered by liability insurance for emergencies such as fire. (Model Accommodation Contract 13.02.)

・【英語版】ホテル周辺避難場所、公衆電話・AED設置場所



・【英語版】ツーリズムマップ（バス停、両替所、観光案内所）



この件に関するお問い合わせは、西鉄お客さまセンター（TEL0570-00-1010）まで